

# ZKPos

## SUPERMARKET SOFTWARE



---

## Installation Process Guide

---



# System Requirements:

To ensure the best performance using **ZKPos Supermarket**, please note the following requirements for hardware and software:

## 1. Hardware

- Memory – 2 GB (Min)
- CPU - 1 gigahertz (GHz) or faster 32-bit (x86) or 64-bit (x64) processor (MIN)  
**We recommend a 2 GHz or higher quad core processor**
- Hard Disk Space - 25 GB available (MIN)
- Architecture - 64-BIT / 32-BIT

## 2. Software

- Windows – Windows 7 and Above.
- .NET Frame work 4.5 and above.

## 3. Databases

If you plan to integrate **ZKPOS Supermarket** with a database, you must have one of the following applications installed:

- Microsoft SQL Server 2012 and above.


## 4. Internet Access

You must need a network connection for working **ZKPOS Supermarket** with database.

# Install ZKPOS Supermarket:

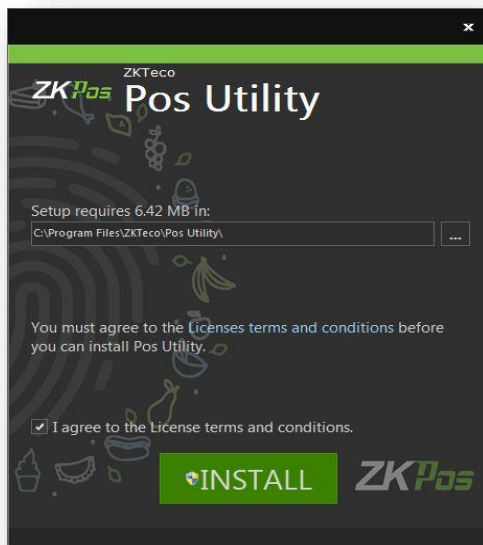
Before installing **ZKPOS Supermarket**, make sure your computer meets the minimum requirements necessary for using **ZKPOS Supermarket**.

- Uninstall any existing versions of **ZKPOS Supermarket** you have installed.
- Locate and double - click the file **ZKPossupermarket.exe** Application
- Accept the licence agreement and click '**Install**' button.

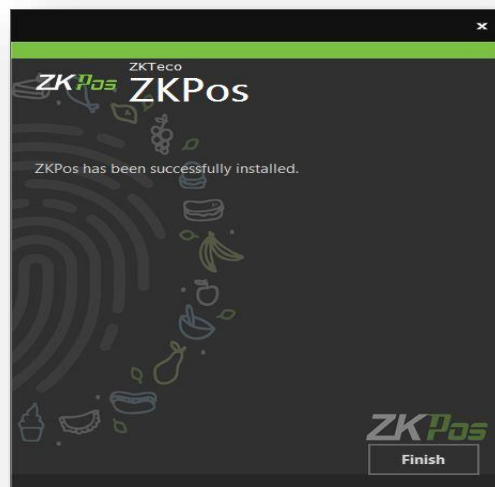


After installation of few required software's like **Microsoft SQL local DB**, **Fingerprint Reader Driver** and **Microsoft Report Viewer**, **ZKPOS Supermarket Utility** installation dialog will appear.

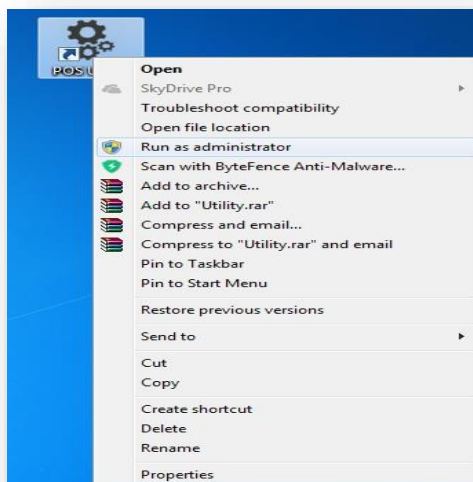
- Accept the '**Licence Agreement**' and click '**Install**'.
- Accept licence agreement for '**ZKPOS Supermarket Utility**' and click '**Install**'



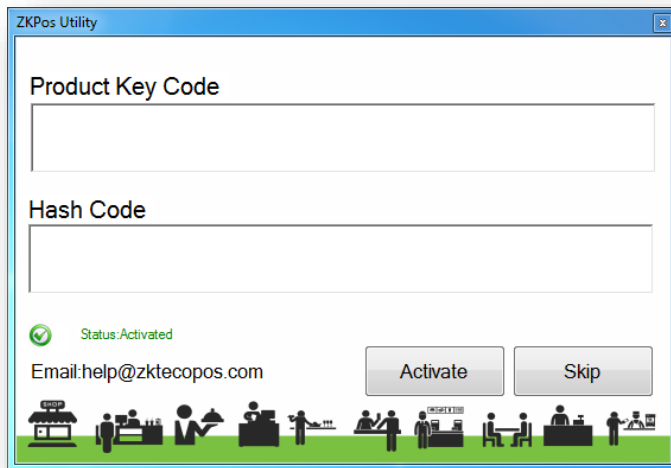
- Click on '**Finish**' and the setup is complete



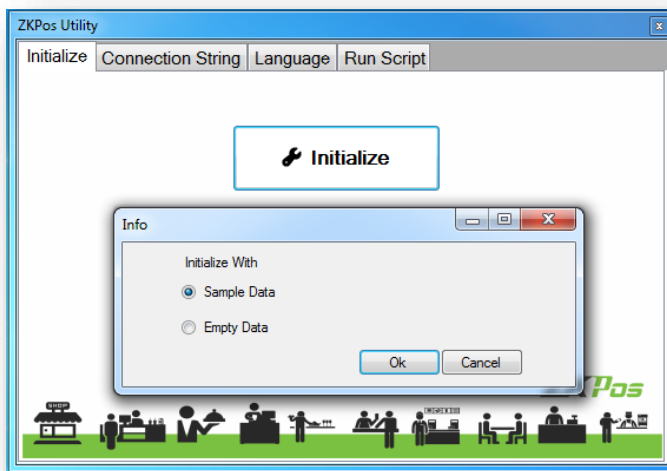
- Right click the '**POS Supermarket Utility.exe**' icon in desktop and click '**Run as administrator**'



- Click on **Skip** button.



- Click on '**Initialize**' button
- Select any option from the popup ('**Sample Data**' or '**Empty Data**')



- Now the process is complete and you can start the **ZKPos Supermarket** software by double clicking on the '**ZKPos Supermarket icon**' in desktop.

